



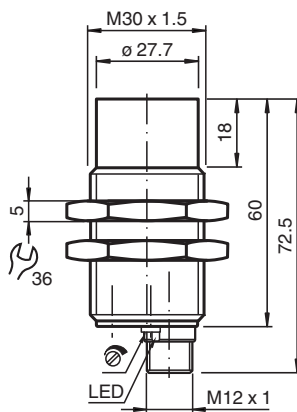
Capacitive sensor

CCN15-30GS60-E2-V1

- 15 mm non-flush
- Operating distance adjustable via potentiometer
- High EMC resistance
- Stainless steel version
- Operating voltage range 10 V ... 60 V DC



Dimensions



Technical Data

General specifications		
Switching function		Normally open (NO)
Output type		PNP
Rated operating distance	s_n	15 mm
Installation		non-flush
Output polarity		DC
Assured operating distance	s_a	0 ... 12.1 mm
Output type		3-wire
Nominal ratings		
Installation conditions		
A		18 mm
B		10 mm
C		30 mm
F		60 mm
Operating voltage	U_B	10 ... 60 V DC
Switching frequency	f	0 ... 10 Hz
Reverse polarity protection		reverse polarity protected

Release date: 2022-06-22 Date of issue: 2022-06-22 Filename: 189963_eng.pdf

Refer to "General Notes Relating to Pepperl+Fuchs Product Information".

Pepperl+Fuchs Group
www.pepperl-fuchs.com

USA: +1 330 486 0001
fa-info@us.pepperl-fuchs.com

Germany: +49 621 776 1111
fa-info@de.pepperl-fuchs.com

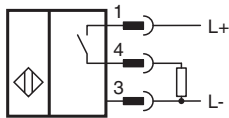
Singapore: +65 6779 9091
fa-info@sg.pepperl-fuchs.com

PF PEPPERL+FUCHS

Technical Data

Short-circuit protection		pulsing
Voltage drop	U_d	$\leq 2.8 \text{ V}$
Operating current	I_L	0 ... 200 mA
Off-state current	I_r	0 ... 0.5 mA typ. 0.1 μA at 25 °C
Off-state current $T_U = 40 \text{ °C}$, switching element off		$\leq 100 \mu\text{A}$
No-load supply current	I_o	$\leq 20 \text{ mA}$
Time delay before availability	t_v	$\leq 50 \text{ ms}$
Switching state indicator		LED, yellow
Functional safety related parameters		
MTTF _d		759 a
Mission Time (T _M)		20 a
Diagnostic Coverage (DC)		0 %
Indicators/operating means		
Potentiometer		sensitivity adjustment
Compliance with standards and directives		
Standard conformity		
Standards		EN 60947-5-2:2007 EN 60947-5-2/A1:2012 IEC 60947-5-2:2007 IEC 60947-5-2 AMD 1:2012
Approvals and certificates		
UL approval		cULus Listed, General Purpose
CCC approval		Certified by China Compulsory Certification (CCC)
Ambient conditions		
Ambient temperature		-25 ... 70 °C (-13 ... 158 °F)
Storage temperature		-40 ... 85 °C (-40 ... 185 °F)
Mechanical specifications		
Connection type		Connector plug M12 x 1 , 4-pin
Housing material		Stainless steel 1.4305 / AISI 303
Sensing face		PBT
Degree of protection		IP67

Connection



Connection Assignment



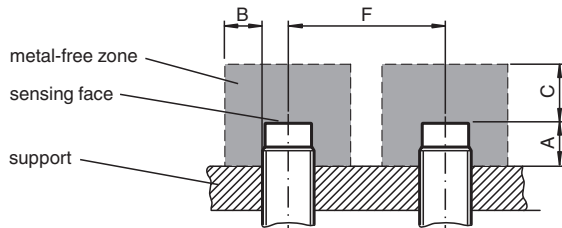
Release date: 2022-06-22 Date of issue: 2022-06-22 Filename: 189963_eng.pdf

Connection Assignment

Wire colors in accordance with EN 60947-5-2

1	BN	(brown)
3	BU	(blue)
4	BK	(black)

Installation



Accessories

	BF 30	Mounting flange, 30 mm
	V1-G-2M-PUR	Female cordset single-ended M12 straight A-coded, 4-pin, PUR cable grey
	V1-W-2M-PUR	Female cordset single-ended M12 angled A-coded, 4-pin, PUR cable grey

Release date: 2022-06-22 Date of issue: 2022-06-22 Filename: 189963_eng.pdf

Refer to "General Notes Relating to Pepperl+Fuchs Product Information".