

Capacitive sensor

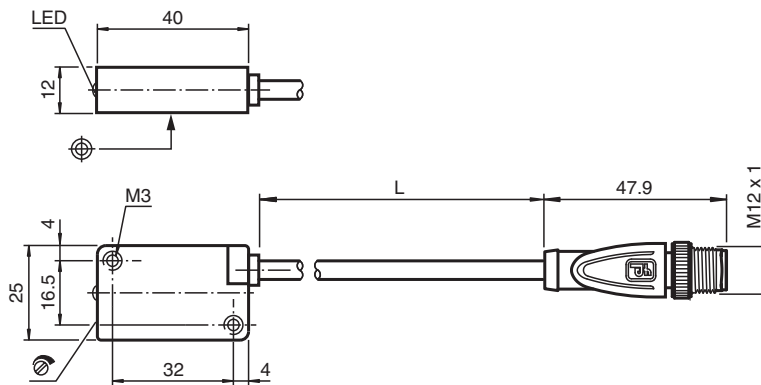
CBN15-F64-A2-0,3M-V1



- 15 mm non-flush
- Flat housing
- Switching distance adjustable between 2 mm ... 15 mm



Dimensions



Technical Data

General specifications		
Switching function		complementary
Output type		PNP
Rated operating distance	s_n	15 mm
Installation		non-flush
Output polarity		DC
Assured operating distance	s_a	0 ... 10.8 mm
Actual operating distance	s_r	13.5 ... 16.5 mm
Output type		4-wire
Nominal ratings		
Installation conditions		
B		15 mm
C		30 mm
F		45 mm / 60 mm
Operating voltage	U_B	10 ... 30 V DC
Switching frequency	f	0 ... 100 Hz
Hysteresis	H	1 ... 10 typ. 5 %

Release date: 2022-05-23 Date of issue: 2022-05-23 Filename: 263268_eng.pdf

Refer to "General Notes Relating to Pepperl+Fuchs Product Information".

Pepperl+Fuchs Group
www.pepperl-fuchs.com

USA: +1 330 486 0001
fa-info@us.pepperl-fuchs.com

Germany: +49 621 776 1111
fa-info@de.pepperl-fuchs.com

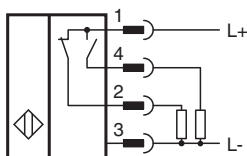
Singapore: +65 6779 9091
fa-info@sg.pepperl-fuchs.com

PEPPERL+FUCHS

Technical Data

Reverse polarity protection		reverse polarity protected
Short-circuit protection		pulsing $I_{\max} \leq 500 \text{ mA}$
Voltage drop	U_d	$\leq 2 \text{ V}$
Repeat accuracy	R	$\leq 1.5 \text{ mm}$
Operating current	I_L	0 ... 100 mA
Off-state current	I_r	0 ... 50 μA typ. 5 μA
No-load supply current	I_0	$\leq 15 \text{ mA}$
Switching state indicator		LED, yellow
Functional safety related parameters		
MTTF _d		941 a
Mission Time (T _M)		20 a
Diagnostic Coverage (DC)		0 %
Indicators/operating means		
Potentiometer		sensitivity adjustment
Compliance with standards and directives		
Standard conformity		
Standards		EN 60947-5-2:2007 EN 60947-5-2/A1:2012 IEC 60947-5-2:2007 IEC 60947-5-2 AMD 1:2012
Approvals and certificates		
UL approval		cULus Listed, General Purpose
CCC approval		CCC approval / marking not required for products rated $\leq 36 \text{ V}$
Ambient conditions		
Ambient temperature		-25 ... 70 °C (-13 ... 158 °F)
Storage temperature		-40 ... 85 °C (-40 ... 185 °F)
Pollution degree		3
Mechanical specifications		
Connection type		Cable connector M12 x 1 , with integrated connection cable PUR , L = 300 mm
Core cross section		0.34 mm ²
Housing material		PBT
Sensing face		PBT
Degree of protection		IP67
Tightening torque, housing screws		$\leq 2 \text{ Nm}$
Note		Screw-in depth of housing screws, max. 8 mm

Connection



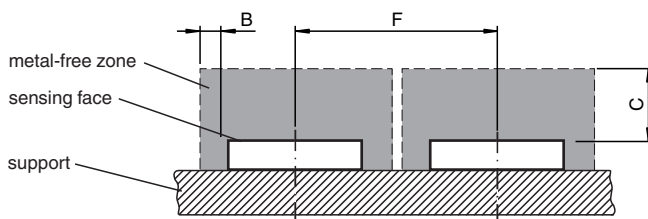
Connection Assignment



Wire colors in accordance with EN 60947-5-2

1	BN	(brown)
2	WH	(white)
3	BU	(blue)
4	BK	(black)

Installation Conditions



Accessories

	<p>MH-F64</p>	<p>Mounting plate</p>
--	----------------------	-----------------------