

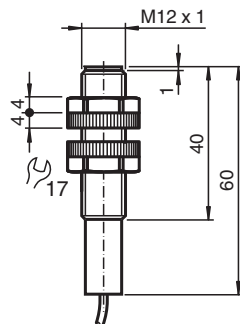
Capacitive sensor

CJ4-12GK-N

■ 4 mm non-flush



Dimensions



Technical Data

General specifications

Switching function		Normally open (NO)
Output type		NAMUR
Rated operating distance	s_n	4 mm
Installation		non-flush
Assured operating distance	s_a	0 ... 2.88 mm
Output type		2-wire

Nominal ratings

Installation conditions		
A		20 mm
B		80 mm
C		12 mm
F		70 mm
Nominal voltage	U_o	8.2 V (R_i approx. 1 k Ω)
Operating voltage	U_B	7 ... 12 V
Switching frequency	f	0 ... 1 Hz
Current consumption		

Release date: 2022-07-15 Date of issue: 2022-07-15 Filename: 70135022_eng.pdf

Refer to "General Notes Relating to Pepperl+Fuchs Product Information".

Pepperl+Fuchs Group
www.pepperl-fuchs.com

USA: +1 330 486 0001
fa-info@us.pepperl-fuchs.com

Germany: +49 621 776 1111
fa-info@de.pepperl-fuchs.com

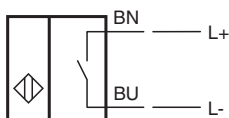
Singapore: +65 6779 9091
fa-info@sg.pepperl-fuchs.com

PF PEPPERL+FUCHS

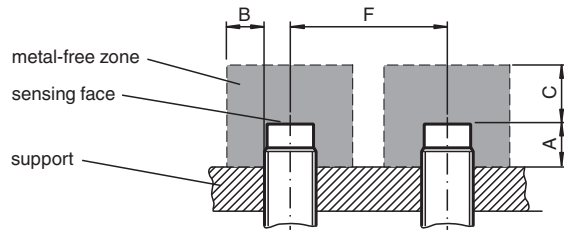
Technical Data

Measuring plate not detected	≤ 1 mA
Measuring plate detected	≥ 2.4 mA
Functional safety related parameters	
MTTF _d	3299 a
Mission Time (T _M)	20 a
Diagnostic Coverage (DC)	0 %
Compliance with standards and directives	
Standard conformity	
NAMUR	EN 60947-5-6:2000 IEC 60947-5-6:1999
Standards	EN 60947-5-2:2007 EN 60947-5-2/A1:2012 IEC 60947-5-2:2007 IEC 60947-5-2 AMD 1:2012
Approvals and certificates	
IECEX approval	
Equipment protection level Ga	IECEX TUN 20.0014X
Equipment protection level Gb	IECEX TUN 20.0014X
Equipment protection level Da	IECEX TUN 20.0014X
ATEX approval	
Equipment protection level Ga	TÜV 03 ATEX 2003 X
Equipment protection level Gb	TÜV 03 ATEX 2003 X
Equipment protection level Da	TÜV 03 ATEX 2003 X
FM approval	
Control drawing	116-0165
UL approval	cULus Listed, General Purpose
Ambient conditions	
Ambient temperature	-25 ... 70 °C (-13 ... 158 °F)
Mechanical specifications	
Connection type	cable
Housing material	PBT
Sensing face	PBT
Degree of protection	IP68
Cable	
Cable diameter	4.8 mm ± 0.2 mm
Bending radius	> 10 x cable diameter
Material	PVC
Core cross section	0.34 mm ²
Length	L 2 m
General information	
Use in the hazardous area	see instruction manuals

Connection



Installation



Accessories

	<p>BF 12</p>	<p>Mounting flange, 12 mm</p>
---	---------------------	-------------------------------

Release date: 2022-07-15 Date of issue: 2022-07-15 Filename: 70135022_eng.pdf