



FS24X Fire and Flame Detector

Multi-Spectrum QuadBand Triple IR

FS24X Detector

FS24X is a quantum leap in flame and fire detection with its sophisticated software and detection technology.

The FS24X is the latest generation high technology Multi-Spectrum Triple IR (IR/IR/IR/Visible) Fire and Flame Detector, which is part of our FSX family of advanced technology Electro-Optical fire detectors. Using our patented WideBand IR™, WideBand 4.3 micron IR™, and Visible detection technology, the FS24X is a quantum leap in flame and fire detection. Sophisticated software algorithms and dual microprocessors ensure that the FS24X has the highest fire detection performance combined with optimal false alarm rejection.

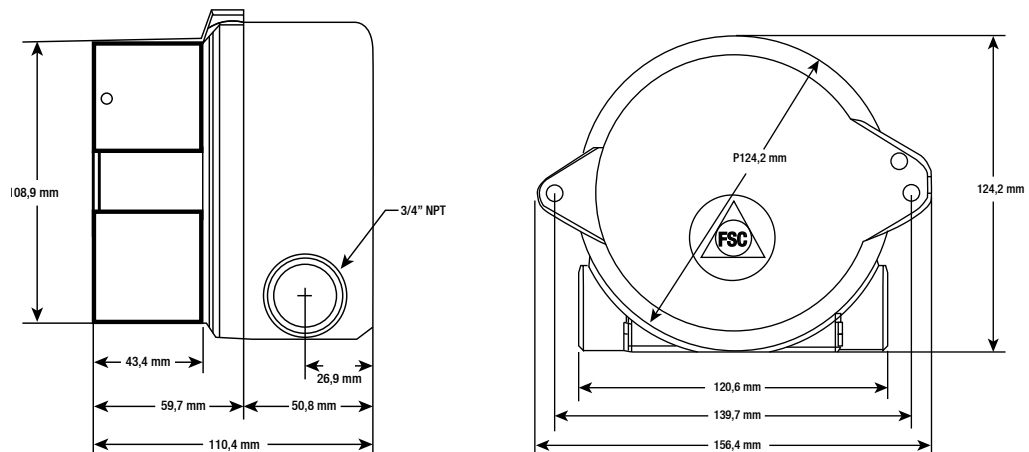
The WideBand IR™ Infrared technology using high-speed solid-state Quantum sensors allows detection of all types of fires, hydrocarbon and non-hydrocarbon, in all weather conditions. If the detector's signal is blocked by ordinary window glass, the patented WideBand IR sensors will still alarm to the fire albeit at a reduced sensitivity and slower response time.






Dual microprocessors provide a high level of fail-safe operation combined with fast and reliable performance. The master microprocessor performs high-speed digital sampling and signal-processing calculations, while the slave microprocessor handles various sensor data, performs communications, self-diagnostics and provides interface versatility and additional memory for storing Event Log and FirePic™ data.

The FSX family of detectors feature our patented FirePic data storage and information retrieval facility. FirePic™ records pre-fire data, which can be recovered from the Detector's non-volatile flash memory for post fire analysis and postulation of the fire cause. Additionally, unique Real-Time Graphing (RTG™) allows viewing of the data which the Detector actually sees. A combination of outputs makes the FS24X a truly versatile detector for today's demanding industrial requirements. The FS24X detector has a detection range greater than 60 m (200 feet) (Very High Sensitivity setting) for the detection of a 0.1 m² (one square-foot) Heptane reference fire and has a cone of vision far greater in volumetric coverage than any other Multi-Spectrum IR Detector. This means fewer Detectors can be used as compared to other manufacturers' Detectors.

GENERAL DIMENSIONS
Side and Back Views
(All Dimensions in mm)



General Specification

GENERAL SPECIFICATIONS	
FIELD OF VIEW	FS24X-9: 90° cone of vision, ± 45° from on axis FS24X-2: 110° cone of vision, ± 55° from on axis
SENSITIVITY	Very high (60m), high (45m), medium (30m) and low (15m) - switch selectable
RESPONSE TIME	3-5 Seconds to 0.1 m ² (1 sq. ft.) n-Heptane fire at 30 m (100 ft.) 3-10 Seconds to 0.1 m ² (1 sq. ft.) n-Heptane fire at 60 m (200 ft.)
SPECTRAL SENSITIVITY	Visible: 400 – 700 nanometres Near Band IR: 0.7 – 1.1 microns Wide Band IR: 1.1 – 3.0 microns Wide Band IR: 3.0 – 5.0 microns
OPERATING VOLTAGE	24 Vdc nominal (18-32 Vdc) - regulated
POWER CONSUMPTION	Operating: 56 mA @ 24 Vdc nominal Alarm: 106 mA @ 24 Vdc nominal Heater: 155 mA – additional Note: Heater will turn on at -17°C (0°F)
OUTPUT RELAYS	Fire Alarm: SPDT (NO / NC) – De-energised/energized, latching/non-latching Fault: SPST (NO) – De-energised, latching/non-latching Auxiliary: SPDT (NO / NC) – De-energised/energised, latching/non-latching Contacts rating: 1 amp @ 24 Vdc
ANALOG OUTPUT	0 - 20 mA stepped - source or sink user selectable
LOOP RESISTANCE	50 - 400 Ohms
COMMUNICATION	One of the following – user selectable: • RS-485, ModBus Protocol • RS-485, FireBus II • RS-485 Special (optional) • HART, Optional plug-in module (not available on EN54-10 units)
VISUAL INDICATORS	Green LED: Power Red LED: Alarm Yellow LED: Fault
TEMPERATURE RANGE	Operating: 110° Field of View FS24X: -40°C to +85°C (-40°F to +185°F); 90° Field of View FS24X: -60°C to +85°C (-76°F to +185°F) Storage: -55°C to +110°C (-67°F to +230°F)
HUMIDITY RANGE	5 to 98% relative humidity, non-condensing
VIBRATION	Meets or exceeds MilSpec 810C Method 514.2, Curve AW12
WIRING	2.5 mm ² (14 AWG) to 0.326 mm ² (22 AWG); shielded cable recommended
CONDUIT ENTRIES	Standard: Two M25 or two ¾" NPT
ENCLOSURE MATERIALS	Copper-free powder coated aluminum or 316 stainless steel
ENCLOSURE TYPE	4X, IP66 and NEMA 4
CERTIFICATIONS	FM: Class I, Div. 1 & 2, Groups B, C, & D; Class II, Div. 1 & 2, Groups E, F, & G; Class III ATEX/IECE:  II 2 G Ex db IIC T4 (Ta: -60 to +110°C), T5 (Ta: -60 to +75°C), T6 (Ta: -60 to +60°C), II 2 D Ex tb IIIC T135°C (FS24X-9, 90° Field of View)  II 2 G Ex db IIC T4 (Ta: -40 to +110°C), T5 (Ta: -40 to +75°C), T6 (Ta: -40 to +60°C), II 2 D Ex tb IIIC T135°C (FS24X-9, 110° Field of View) CE: Complies with EN6100-6-4 & EN50130-4 INMETRO CU-TR SIL Rating: FMEDA available on request EN54-10:  FS20X certified 1175a/01 (LPCB); CPR 0832-CPR-F0515
SHIPPING WEIGHT	Aluminum: 1.6 kg (3.6 lbs) Stainless Steel: 3.2 kg (7 lbs)
MOUNTING	Swivel bracket assembly - optional
WARRANTY	Three years from date of shipping

FEATURES

- Patented WideBand IR™ technology
- Patented Electronic Frequency Analysis™
- Visible sensor for optimum false alarm rejection
- Selectable detection sensitivities
- Field-of-View: 110° cone-of-vision (90° cone-of-vision model also available)
- Dual microprocessors for reliable performance
- Real-time clock for accurate time dating of events
- FirePic™ — pre-fire event data storage
- Event log with date and time stamp
- RS-485 ModBus communication
- Non-Isolated 4-20 mA Analog output (sink or source)
- Alarm, Fault and Fire Verification relays
- Automatic optical path and electronic self-test
- Patented Electronics Module for components protection with easy plug-in terminations and field installation
- Two 25 mm or ¾" NPT conduit entries
- Low power consumption
- High RFI and EMI immunity
- FM, ATEX, CE mark approvals
- CU-TR approved
- INMETRO approved
- Meets SIL 2 requirements
- Certified to EN54-10:2002 (FS24X-9) option
- FM 3260 Performance

BENEFITS

- Detects hydrocarbon and non-hydrocarbon fuel fires in all environmental conditions
- User selectable outputs
- Wide operating temperature range
- Optimal false alarm rejection
- Minimal maintenance for trouble-free operation
- PC software and Interface Module (FSIM) for fault diagnostics, real-time graphics (RTGs), and downloading of FirePics™ and event log
- Suitable for a wide variety of applications
- Easy electronics module replacement
- Test lamps for manual testing

APPLICATIONS

- Refineries and oil production facilities
- Off-shore platforms
- Turbine/Compressor enclosures
- Oil and gas pipelines and pumping stations
- LNG/LPG loading and unloading facilities
- Natural gas and CNG plants
- Ethanol, Methanol, and IPA production and storage
- Crude oil and gasoline storage and tank farms
- Aircraft hangars
- Paint and solvent storage
- Chemical production, storage, and loading facilities
- Power plants

Honeywell Gas and Flame Detection

Honeywell Gas and Flame Detection is able to provide gas detection solutions to meet the requirements of all applications and industries. Contact us in the following ways:

HEADQUARTERS

Europe, Middle East, Africa

Life Safety Distribution GmbH
Javastrasse 2
8604 Hegnau
Switzerland
Tel: +41 (0)44 943 4300
Fax: +41 (0)44 943 4398
gasdetection@honeywell.com

Customer Service:

Tel: 00800 333 222 44 (Freephone number)
Tel: +41 44 943 4380 (Alternative number)
Fax: 00800 333 222 55
Middle East Tel: +971 4 450 5800
(Fixed Gas Detection)
Middle East Tel: +971 4 450 5852
(Portable Gas Detection)

Americas

RAE Systems by Honeywell
3775 North First Street
San Jose, CA 95134
USA
Tel: +1 877 723 2878
Honeywell Analytics Distribution Inc.
405 Barclay Blvd.
Lincolnshire, IL 60069
USA
Tel: +1 847 955 8200
Toll free: +1 800 538 0363
Fax: +1 847 955 8210
detectgas@honeywell.com

Asia Pacific

Honeywell Industrial Safety
7F SangAm IT Tower,
434, Worldcupbuk-ro, Mapo-gu,
Seoul 03922,
Korea
Tel: +82 (0) 2 6909 0300
Fax: +82 (0) 2 2025 0328
India Tel: +91 124 4752700
China Tel: +86 10 5885 8788 3000
analytics.ap@honeywell.com

www.honeywellanalytics.com
www.raesystems.com

Please Note:

While every effort has been made to ensure accuracy in this publication, no responsibility can be accepted for errors or omissions. Data may change, as well as legislation, and you are strongly advised to obtain copies of the most recently issued regulations, standards, and guidelines. This publication is not intended to form the basis of a contract.

FS24X_DS01126_V7_01-17_EMEA_EN
01/17
© 2017 Honeywell Analytics

Honeywell