












Lineup

Measurement type	AC / DC Current					
Model	CM4371-50	CM4373-50	CM4375-50	3287	3288 3288-20	
Appearance						
Core jaw diameter	φ33 mm (1.30 in)	φ55 mm (2.17 in)	φ34 mm (1.34 in)	φ35 mm (1.38 in)	φ35 mm (1.38 in)	
AC measurement system	True RMS	True RMS	True RMS	True RMS	MEAN Value True RMS (-20)	
Frequency characteristics	10 Hz to 1 kHz	10 Hz to 1 kHz	10 Hz to 1 kHz	10 Hz to 1 kHz	10 Hz to 500 Hz	
Measurement parameters	AC current (Resolution) Guaranteed accuracy range	600 A (0.01) 1 A to 600 A	2000 A (0.1) 1 A to 2000 A	1000 A (0.1) 1 A to 999.9 A	100 A (0.01) Full display range ⁵	1000 A (0.1) Full display range ⁵
	DC current (Resolution)	600 A (0.01)	2000 A (0.1)	999.9 A (0.1)	100 A (0.01)	1000 A (0.1)
	AC Voltage	1000 V	1000 V	1000 V	600 V	600 V
	DC Voltage	2000 V ¹	2000 V ¹	2000 V ¹	600 V	600 V
	Power	1200 kVA (DC) ¹	4000 kVA (DC) ¹	2000 kVA (DC) ¹	N / A	N / A
	Resistance	6 MΩ	6 MΩ	6 MΩ	42 MΩ	42 MΩ
	Temperature	-40°C to 400°C	-40°C to 400°C	-40°C to 400°C	N / A	N / A
	Electrostatic capacity	✓	✓	✓	N / A	N / A
	Frequency	999.9 Hz	999.9 Hz	999.9 Hz	N / A	N / A
	Rush current	✓	✓	✓	N / A	N / A
	Continuity check	✓	✓	✓	✓	✓
Diode check	✓	✓	✓	N / A	N / A	
Non-Contact Voltage	✓	✓	N / A	N / A	N / A	
Low-pass filter	✓	✓	✓	N / A	N / A	
Auto power off	✓	✓	✓	✓	✓	
Auto range	✓	✓	✓	✓	✓	
Data hold	AUTO / MANUAL	AUTO / MANUAL	AUTO / MANUAL	MANUAL	MANUAL	
Automatic AC/DC detection	✓	✓	✓	N / A	N / A	
MAX / MIN / AVG	✓	✓	✓	N / A	N / A	
Output	N / A	N / A	N / A	N / A	N / A	
Bluetooth® communication	✓ (with Z3210)	✓ (with Z3210)	✓ (with Z3210)	N / A	N / A	
Backlight	✓	✓	✓	N / A	N / A	
Display refresh rate	5 times / s	5 times / s	5 times / s	2.5 times / s	2.5 times / s	
Safety standard category	CAT IV 600 V CAT III 1000 V	CAT IV 600 V CAT III 1000 V	CAT IV 600 V CAT III 1000 V	V: CAT III 300 V A: CAT III 600 V	V: CAT III 300 V A: CAT III 600 V	
Safety standard category (with P2010)	CAT IV 1000 V CAT III 2000 V	CAT IV 1000 V CAT III 2000 V	CAT IV 1000 V CAT III 2000 V	N / A	N / A	
CE	✓	✓	✓	✓	✓	
Dustproof and waterproof	IP20 ² , IP54 ³	IP20 ² , IP54 ³	IP20 ² , IP54 ³	N / A	N / A	
Drop proof	N / A	N / A	N / A	N / A	N / A	
Power supply	LR03 ×2 Alkaline	LR03 ×2 Alkaline	LR03 ×2 Alkaline	CR2032 ×1 Coin type	CR2032 ×1 Coin type	
Dimensions (W × H × D)	65 × 215 × 35 mm 2.56 × 8.46 × 1.38 in	65 × 250 × 35 mm 2.56 × 9.84 × 1.38 in	65 × 242 × 35 mm 2.56 × 9.53 × 1.38 in	57 × 180 × 16 mm 2.24 × 7.09 × 0.63 in	57 × 180 × 16 mm 2.24 × 7.09 × 0.63 in	
Weight	340 g / 12.0 oz	530 g / 18.7 oz	350 g / 12.3 oz	170 g / 6.0 oz	150 g / 5.3 oz	

Size comparison



*1: Only when DC HIGH VOLTAGE PROBE P2010 is used *2: Voltage measurement in a completely dry condition. When jaw closes. *3: While in storage.
*4: When measuring the current in an insulated conductor. Do not use when wet. *5: displayed 0 with below 0.06

Measurement type	AC Current					Leakage Current		AC Power	
Model	CM4141-50	3280-10F	CM3289	CM3281	CM3291	CM4001	CM4002 CM4003	CM3286-50	
Appearance									
Core jaw diameter	φ55 mm (2.17 in)	φ33 mm (1.30 in)	φ33 mm (1.30 in)	φ46 mm (1.81 in)	φ46 mm (1.81 in)	φ24 mm (0.94 in)	φ40 mm (1.57 in)	φ46 mm (1.81 in)	
AC measurement system	True RMS	MEAN Value	True RMS	MEAN Value	True RMS	True RMS	True RMS	True RMS	
Frequency characteristics	45 Hz to 1 kHz	50 / 60 Hz	40 Hz to 1 kHz	50 / 60 Hz	40 Hz to 1 kHz	40 Hz to 1 kHz	15 Hz to 2 kHz	45 Hz to 1 kHz	
Measurement parameters	AC current (Resolution) Guaranteed accuracy range	2000 A (0.01) 1 A to 2000 A	1000 A (0.01) 4 A to 1000 A	1000 A (0.01) 4 A to 1000 A	2000 A (0.01) 4 A to 1999 A	2000 A (0.01) 4 A to 1999 A	600 A (0.01mA) 0.6 mA to 600 A	200 A (0.001mA) 0.06 mA to 200 A	600 A (0.001) 0.06 A to 600 A
	DC current (Resolution)	N / A	N / A	N / A	N / A	N / A	N / A	N / A	N / A
	AC Voltage	1000 V	600 V	600 V	600 V	600 V	N / A	N / A	600 V
	DC Voltage	2000 V ¹	600 V	600 V	600 V	600 V	N / A	N / A	N / A
	Power	N / A	N / A	N / A	N / A	N / A	N / A	N / A	360 kW (AC)
	Resistance	6 MΩ	42 MΩ	42 MΩ	42 MΩ	42 MΩ	N / A	N / A	N / A
	Temperature	-40°C to 400°C	N / A	N / A	N / A	N / A	N / A	N / A	N / A
	Electrostatic capacity	✓	N / A	N / A	N / A	N / A	N / A	N / A	N / A
	Frequency	999.9 Hz	N / A	N / A	N / A	N / A	999.9 Hz	2000 Hz	999.9 Hz
	Rush current	✓	N / A	N / A	N / A	N / A	✓	✓	N / A
	Continuity check	✓	✓	✓	✓	✓	N / A	N / A	N / A
Diode check	✓	N / A	N / A	N / A	N / A	N / A	N / A	N / A	
Non-Contact Voltage	N / A	N / A	N / A	N / A	N / A	N / A	N / A	N / A	
Low-pass filter	✓	N / A	N / A	N / A	N / A	✓	✓	N / A	
Auto power off	✓	✓	✓	✓	✓	✓	✓	✓	
Auto range	✓	✓	✓	✓	✓	✓	✓	✓	
Data hold	AUTO / MANUAL	MANUAL	MANUAL	MANUAL	MANUAL	AUTO / MANUAL	AUTO / MANUAL	AUTO / MANUAL	
Automatic AC/DC detection	✓ (Voltage only)	N / A	N / A	N / A	N / A	N / A	N / A	N / A	
MAX / MIN / AVG	✓	N / A	N / A	N / A	N / A	✓	✓	✓	
Output	N / A	N / A	N / A	N / A	N / A	N / A	✓ (CM4003 only)	N / A	
Bluetooth® communication	✓ (with Z3210)	N / A	N / A	N / A	N / A	✓ (with Z3210)	✓ (with Z3210)	✓ (with Z3210)	
Backlight	✓	N / A	N / A	N / A	N / A	✓	✓	✓	
Display refresh rate	5 times / s	2.5 times / s	2.5 times / s	2.5 times / s	2.5 times / s	5 times / s	5 times / s	2 times / s	
Safety standard category	CAT IV 600 V CAT III 1000 V	V: CAT III 300 V A: CAT IV 300 V	V: CAT III 300 V A: CAT IV 300 V	V: CAT III 300 V A: CAT IV 300 V	V: CAT III 300 V A: CAT IV 300 V	CAT III 300 V	CAT IV 300 V (CM4002) CAT III 600 V (CM4002) CAT III 300 V (CM4003)	CAT IV 600 V CAT III 1000 V	
Safety standard category (with P2010)	CAT IV 1000 V CAT III 2000 V	N / A	N / A	N / A	N / A	N / A	N / A	N / A	
CE	✓	✓	✓	✓	✓	✓	✓	✓	
Dustproof and waterproof	IP50 ^{3,4}	IP40	N / A	N / A	N / A	N / A	IP40	IP20 ² , IP50 ³	
Drop proof	N / A	✓	✓	✓	✓	N / A	N / A	N / A	
Power supply	LR03 ×2 Alkaline	CR2032 ×1 Coin type	CR2032 ×1 Coin type	CR2032 ×1 Coin type	CR2032 ×1 Coin type	LR03 ×1 Alkaline	LR6 ×2 Alkaline	LR03 ×2 Alkaline	
Dimensions (W × H × D)	65 × 247 × 35 mm 2.56 × 9.72 × 1.38 in	57 × 175 × 16 mm 2.24 × 6.89 × 0.63 in	57 × 181 × 16 mm 2.24 × 7.13 × 0.63 in	57 × 198 × 16 mm 2.24 × 7.80 × 0.63 in	57 × 198 × 16 mm 2.24 × 7.80 × 0.63 in	37 × 160 × 27 mm 1.46 × 6.30 × 1.06 in	64 × 233 × 36 mm 2.52 × 9.17 × 1.41 in	65 × 241 × 35 mm 2.56 × 9.49 × 1.38 in	
Weight	300 g / 10.6 oz	100 g / 3.5 oz	100 g / 3.5 oz	103 g / 3.6 oz	103 g / 3.6 oz	115 g / 4.1 oz	400 g / 14.1 oz	450 g / 15.9 oz	

New L9300 test leads with integrated cap for greater convenience and safety



L9300
Video ▶



L9300
3D view ▶



Test leads L9300 now incorporate integrated caps. The design lets you change the measurement category simply by sliding the test lead's protective finger guard. As an added bonus, you no longer have to worry about losing caps!